

# N-14



Class I, Div. 1 & 2  
 Groups C,D;  
 Class II, Div. 1 & 2  
 Groups E,F,G;  
 Class III  
 NEMA 3,7CD,9EFG



## Dimensions: Contender® Series Factory Sealed Tumbler Switches

### Dimensions

Hub Inches	Dimensions in Inches			Dimensions In Centimeters		
	A	B	C	A	B	C
1/2 & 3/4	6.06	6.81	.75	15.40	17.30	1.90
1	6.17	7.03	1.00	15.70	17.90	2.50

### Factory Sealed Front Cover/Chamber/Switch Assembly

Cover/Switch Assembly	Factory Sealed LAB Switch	Switch Type	Catalog Number		
			20 Amp Replacement Switch	20 Amp 120-277 Volt A.C.*	30 Amp 120-277 Volt A.C.**
		1 Pole 2 Pole 3 Way 4 Way	LAB 21 LAB 22 LAB 23W —	EDSF21Q† EDSF22Q† EDSF23WQ† EDSF24WQ	EDSF31Q EDSF32Q EDSF33WQ —

Front Cover Only	EFSFR Switch	Switch Type	Catalog Number (Non-Factory Sealed)	
			Front Cover Only	Switch
		20 Amp. - 120-277 Volt A.C.* 1 Pole 2 Pole 3 Way 4 Way	EDSF12 EDSF12 EDSF34W EDSF34W	EFSFR1Q EFSFR2Q EFSFR3WQ EFSFR4WQ
		30 Amp. - 120-277 Volt A.C.** 1 Pole 2 Pole 3 Way	EDSF12 EDSF12 EDSF34W	EFSFR13Q EFSFR23Q EFSFR3W3Q

\* 20 Amp. - 1 HP at 120 Volt A.C. and 2 HP at 240 Volt A.C.

\*\* 30 Amp. - 2 HP at 120 Volt A.C. or 240 Volt A.C.

† Contains Factory Sealed Switch; no sealing chamber.

Note: For Contender Series mounting boxes see page M-37.